

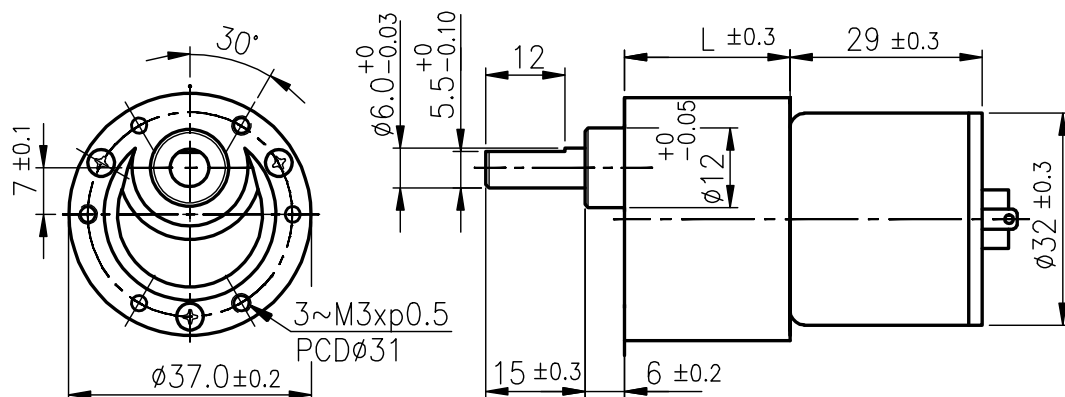
# RB-37PGM

## 11&12 TYPE



REDUCTION RATIO	L	REDUCTION RATIO	L
1/18~1/30	22.0	1/350~1/1000	29.5
1/36~1/100	24.5	1/1500~1/3000	32.0
1/120~1/300	27.0		

外形尺寸 APPEARANCE SIZE



scale: 9:10

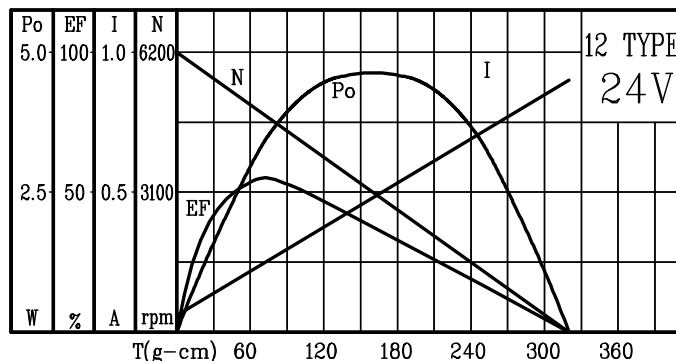
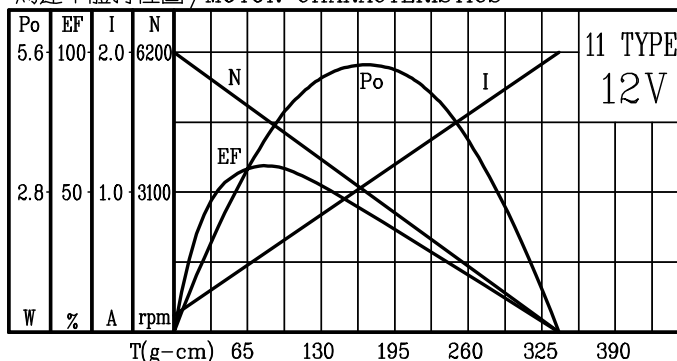
GEARED MOTOR TORQUE/SPEED

	減速比 Reduction ratio	1/18	1/30	1/50	1/60	1/75	1/90	1/100	1/120	1/150	1/180	1/200	1/250	1/300	1/500	1/600	1/750	1/1000	1/1500	1/3000	
12V	定格扭力(Kg-cm) Rated torque	0.8	1.2	2.0	2.0	2.9	3.0	3.0	4.0	4.0	4.0	4.0	4.0	4.0	4.0	4.0	4.0	4.0	4.0	4.0	
	定格回轉數(rpm) Rated speed	270	172	100	85	67	57.5	52	43	36	31	29	23	20.5	12	10	8	6.2	4.1	2.1	
24V	定格扭力(Kg-cm) Rated torque	0.8	1.2	2.0	2.0	3.0	3.0	3.0	4.0	4.0	4.0	4.0	4.0	4.0	4.0	4.0	4.0	4.0	4.0	4.0	
	定格回轉數(rpm) Rated speed	278	170	98	84	65	57	51	42	35	31	29	23	20	12	10	8	6.2	4.1	2.1	

馬達單體型式 /MOTOR DATA

定格電壓 Rated volt (V)	定格扭力 Rated torque (g-cm)	定格回轉數 Rated speed (rpm)	定格電流 Rated current (mA)	無負荷回轉數 No load speed (rpm)	無負荷電流 No load current (mA)	定格出力 Rated output (W)	重量 Weight (g)
12	60	5100	≤ 470	6200	≤ 120	3.14	75
24	62	5000	≤ 210	6200	≤ 60	3.17	75

馬達單體特性圖 /MOTOR CHARACTERISTICS



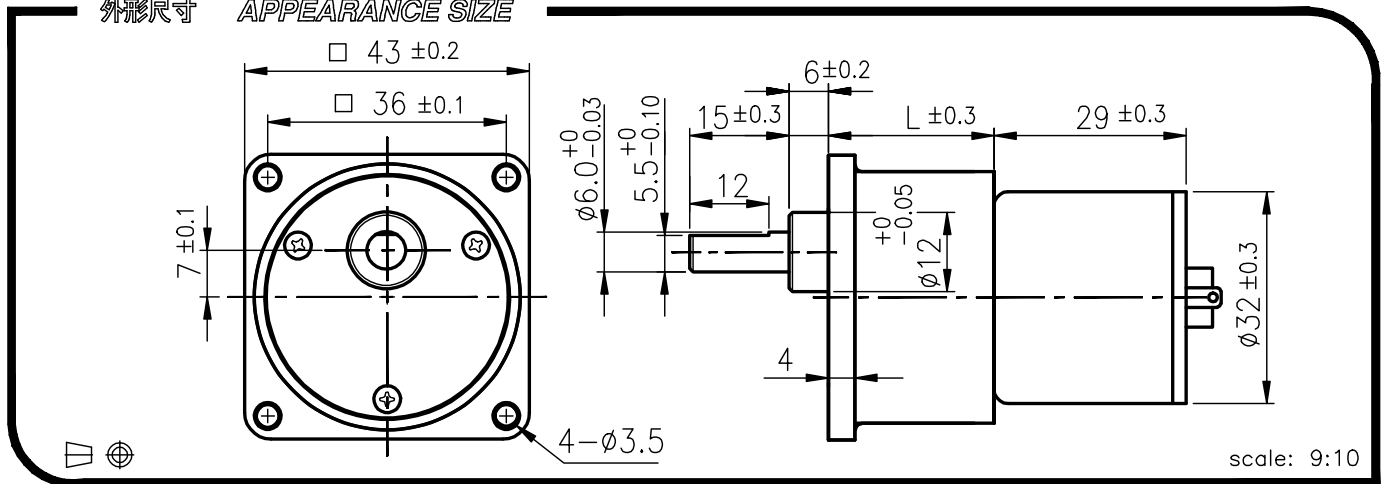
# RB-37PGM

## 21&22 TYPE

REDUCTION RATIO	L	REDUCTION RATIO	L
1/18~1/30	22.0	1/120~1/300	27.0
1/36~1/100	24.5	1/350~1/1000	29.5



外形尺寸 APPEARANCE SIZE



GEARED MOTOR TORQUE/SPEED

	減速比 Reduction ratio	1/18	1/30	1/50	1/60	1/75	1/90	1/100	1/120	1/150	1/180	1/200	1/250	1/300	1/500	1/600	1/750	1/1000			
12V	定格扭力(Kg-cm) Rated torque	0.8	1.2	2.0	2.0	2.9	3.0	3.0	4.0	4.0	4.0	4.0	4.0	4.0	4.0	4.0	4.0	4.0			
	定格回轉數(rpm) Rated speed	270	172	100	85	67	57.5	52	43	36	31	29	23	20.5	12	10	8	6.2			
24V	定格扭力(Kg-cm) Rated torque	0.8	1.2	2.0	2.0	3.0	3.0	3.0	4.0	4.0	4.0	4.0	4.0	4.0	4.0	4.0	4.0	4.0			
	定格回轉數(rpm) Rated speed	278	170	98	84	65	57	51	42	35	31	29	23	20	12	10	8	6.2			

馬達單體型式 / MOTOR DATA

定格電壓 Rated volt (V)	定格扭力 Rated torque (g-cm)	定格回轉數 Rated speed (rpm)	定格電流 Rated current (mA)	無負荷回轉數 No load speed (rpm)	無負荷電流 No load current (mA)	定格出力 Rated output (W)	重量 Weight (g)
12	60	5100	≤ 470	6200	≤ 120	3.14	75
24	62	5000	≤ 210	6200	≤ 60	3.17	75

馬達單體特性圖 / MOTOR CHARACTERISTICS

